



OPTICS LAB

WELCOME

Gold Star

Network Theorem

D/A Converter

SSMV/Elec/1/03/09

SSMV/Elec/1/03/09

SSMV/Elec/1/03/09

SSMV/Elect/03/09

Precautions for Optics Lab

- Do not touch mirror, surfaces or any optical surface. If a component is dirty, please consult lab assistant.
- In the diffraction experiment do not focus the unattenuated (i.e. not dimmed with a relarizer) laser light to a point on the linear array.
- Never look directly into a laser source, even low-power lasers can cause permanent retinal damage.
- Keep all high intensity light beams at table level.
- Always keep your eyes a couple feet above table level.
- Mirror, lenses should be covered when experiment are finished.







LAB SAFETY RULES

- 1. Always wear your safety goggles.
- 2. Never taste or smell chemicals.
- 3. Always use proper disposal techniques.
- 4. Keep your work area clean and organized.
- 5. Report any accidents or spills immediately.

WELCOME
To the Chemistry
Department





Precautions for Optics Lab


- Do not touch mirror, surfaces or any optical surface. If a component is dirty, please consult lab assistant.
- In the diffraction experiment do not focus the unattenuated (i.e. not dimmed with a relarizer) laser light to a point on the linear array.

Never look directly into a laser source, even low-power lasers can cause permanent retinal damage.

Keep all high intensity light beams at table level.

Always keep your eyes a couple feet above table level.

Mirror, lenses should be covered when experiment are finished.







MENDEL'S LAW OF DOMINANCE

CONSTITUTION OF LIFE
SCIENCE IN THE LAB
OF LIFE

CELLULOSE





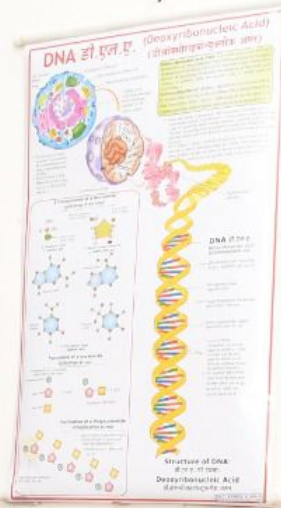






ZOOLOGY LABORATORY
DIRECTIONS TO THE STUDENTS

1. While coming to the laboratory for practical class check that you possess the practical note book, pencil eraser, sharpener scale, brush and complete set of dissecting instruments.
2. Instruments should be sharp and according to the requirements.
3. Come prepared with the work you are supposed to do in the laboratory.
4. Keep your instruments, practical note book and set well arranged and tidy.
5. Never encourage that habit of leading either to or from your class fellow. Bring all the requirements of the day.
6. Before starting the work listen carefully to the instruction given by your teacher.
7. Remove your all difficulties from your teacher. Do not consult your class fellow for any help.
8. Never rub your pencil on the floor or on the top of the table, use the sharpener.
9. Clean and arrange your seat before leaving the laboratory.





BOY'S
ROW

KEEP
SILENCE

G.D. ROOM

G.D. ROOM

ಗ್ರಂಥಾಲಯದ ಸಲಹೆ

Reebok
Reebok

Commerce
Old

Urdu
Literature

Hindi
Literature

English
Literature

B.A.

B.Com. **B.B.A.**




B.Sc. (Phy.) I Year



B.Sc. (Phy.) II Year



B.Sc. (Phy.) II Year



B.Sc. (Botany) I Year



B.Sc. (Botany) I Year



B.Sc. (Chemistry) I Year





B.Com. B.B.A.

English Literature B.A.

B.Sc. (Phy.) I Year

B.Sc. (Phy.) II Year

B.Sc. (Phy.) II Year

B.Sc. (Phy.) II Year

PARIKSHA SAAR

परिष्कार

G.D. ROOM



G.D. ROOM





महविद्यालय

महविद्यालय



866F+GGQ, Subhash HS School Rd, Rastipura Colony, Burhanpur, Madhya Pradesh 450331, India

Burhanpur
Madhya Pradesh
India



27°C

81°F

2022-12-06(Tue) 10:13(am)